



brochure/catalogue

# TANK SPECIALIST

Hydraulic tanks/reservoirs and accessories

# TANK

## INDEX LIST BY CAPACITY

OIL TANKS  
RESERVOIRS

[GAL] / TANK SIDEWALL	26/36	36/26	44/54	50/64	63/70	TLINE 85/18	63/27	64/50
8	page 7	page 7						
11	page 7							
13	page 7							
18			page 8					
28				page 9				
32				page 9				
35					page 9			
39						page 10		
40				page 9				
47 (47.5)						page 10		
51					page 9			
52 (52.8)						page 10		
53							page 11	
66					page 9		page 11	
75								page 11
80					page 9			
100								page 11
106					page 9			

Family business since 1937, we are manufacturers of hydraulic oil tanks/reservoirs for trucks, work trucks, commercial vehicles and machinery.

We efficiently meet the needs of vehicles and equipment through effective designs that optimise fluid flow and cooling.

This maximises the performance of hydraulic equipment, whether it is vehicle-mounted, static or self-propelled.

Durability and toughness are excellent thanks to high-performance raw materials, robotic welding technology and 1:1 quality control employing vacuum technology for ultimate sealing.

The result is a tank that takes care of your system, your investment and your daily business.

We look forward to achieving your goals.  
WETANKYOU since 1937.

[www.padoan.us/documents/files/Padoan\\_NA\\_brochure.pdf](http://www.padoan.us/documents/files/Padoan_NA_brochure.pdf)



Download brochure

#### Standard and customized tanks

In this brochure Padoan presents the “N” tanks, the standard solutions available for our clients. Our R&D dept. is at your disposal to find the best solution to fit your needs with customized products. Feel free to contact us at [info@padoan.us](mailto:info@padoan.us).

Go to our online configurator to find the best solution for you



[www.padoan.us/configurator](http://www.padoan.us/configurator)

Go to the virtual showroom




[www.padoan.us/virtual-showroom](http://www.padoan.us/virtual-showroom)

All rights reserved to Padoan srl. It is not allowed any kind of copy or use of information or pictures contained in this brochure.

Pictures and descriptions provided for our products are not to scale and are intended for illustrative purposes only.

Padoan is not responsible for any mistake or inaccuracy. The Company reserves the right to change the technical features of the products without prior notice.





#### **PREMIUM QUALITY RAW MATERIAL FOR TOUGHNESS AND FINISH**

Premium aluminum, steel and stainless steel to ensure strength and durability. Finish is a distinctive factor in which Padoan relies to enhance the vehicle and equipment. Details matter.



#### **AUTOMATIZED WELDING PROCESS**

For several years, our welding process has been carried out by automatized robots, combined with the adoption of MIG/MAG technology. This allows a better internal cleaning avoiding the contamination normally caused by manual or standard welding.



#### **PAINTING PROCESS WITH PRIMER TREATMENT**

The primer painted steel tanks are finished with an epoxy powder varnish (from 110 to 180  $\mu$ ) to guarantee the protection from aggressive agents and primer is also applied for further protection. Our primer painted steel tanks have passed salt spray tests lasting 500 hours.



#### **RELIABILITY TEST WITH CRACK TESTING MACHINE**

All of our tanks components, including brackets and straps, are tested with our cracking vibration machine to verify the life expectancy and quality of our products.



#### **QUALITY TEST 1:1 WITH LEAK DETECTOR**

Every tank is tested through an automatized machinery to verify any microscopic loss using helium technology. Every tank is marked with a label to indicate it has been tested and approved.



#### **MULTIFITTINGS SIDE INSTALLATION KIT**

Our brackets are designed with a multipurpose fixing holes solution that grants a wide range of mounting combination on different chassis.



#### **STAINLESS STEEL STRAPS AND CRADLE MOUNTING KIT**

The correct positioning of the tanks is fundamental to guarantee a lasting application. This is the reason why we only use stainless steel straps which are resistant to the weather conditions and to rusting. Cradle mounting kits fasten the tank and prevent damage due to vibrations.



**EPDM PROTECTION**

The particular design allows to protect hands and materials from the cutting edge. The EPDM is installed on straps and brackets. This specific material, compared to PVC, maintains its features in a wider range of temperature (-45°, +150°).



**INTERNAL CLEANING**

On request, an innovative work station is available for the internal flushing of our aluminium and stainless steel tanks. This process is optional and represents an opportunity for companies who certify their equipment as, after this process, a declaration of conformity to the ISO16232 cleaning standards is issued by Padoan.



**EXTERNAL FINISHING**

We take care of the finishing of each tank. To emphasize the quality of processes and materials a manual cleaning is carried out by our team.



**PRODUCT IDENTIFICATION WITH DISTINCTIVE LABEL**

Each tank is identified through a serial number. This individual "identity card" allows the traceability through the whole production chain and simplifies the communication between the customer and the supplier, for any needs.



**INSTRUCTIONS FOR ANY INSTALLATION KIT**

All tanks and kits are supplied with instructions, to give the installers all the necessary key-points to save time and ease the assembly process.



**PROTECTIVE SHELLS AND HIGH RESISTANCE CARDBOARD**

No additional costs for the high-quality protection guaranteed by shells tailored for each type of sidewall sizing and by the high resistance cardboard.



**PROMPT DELIVERY**

Quality and efficiency are part of our vision, managed also with a wide range of tanks and accessories to ensure a prompt delivery to our clients. Delivery terms are agreed with customer requirements.

hydraulic tanks/reservoirs



Sealed metal cap is removable for optional filter installation




Metal air breather cap



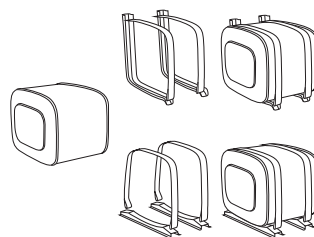
Sight temperature gauge



NPT drainage and oil suction connections



NPT breather vent connection



Dual mounting kit  
The same tank with saddlemount or upright installation just by changing the mounting kit

Dual

## 26/36 (sidewalls 10.2" H x 14.2" W)



Mounting kit available:



Materials available:



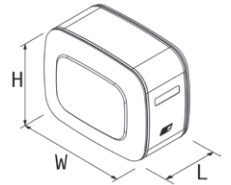
Aluminium




Primer painted steel  
RAL 9005



Download tech. details



Product	[GAL]*	Features included	Filter Flange Code	Dimensions [in] Only tank L x H x W	Material	Product code NSOA= Aluminium NSOF = Primer Painted Steel	Mounting kit code 
26/36 MF	11	- Sight Level indicator 3 [in] - Suction connection 1" 1/4 NPT	135	18.3 x 10.2 x 14.2	A	-0040046US00	AKMISLT26364NN0
	13			22.3 x 10.2 x 14.2	A	-0050056US00	
	8			14.4 x 10.2 x 14.2	F	-0030036US00	Included (welded)
	11			18.3 x 10.2 x 14.2	F	-0040046US00	
	13			22.3 x 10.2 x 14.2	F	-0050056US00	

\* Full tank capacity - Scan the qr code for level indicator capacity and technical features

Product images are for illustrative purposes only and might be different according to the actual product, accessories and mounting kit version

## 36/26 (sidewalls 14.2" H x 10.2" W)



Mounting kit available:



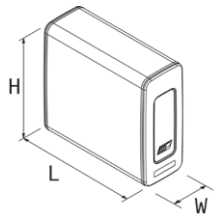
Materials available:




Primer painted steel  
RAL 9005



Download tech. details



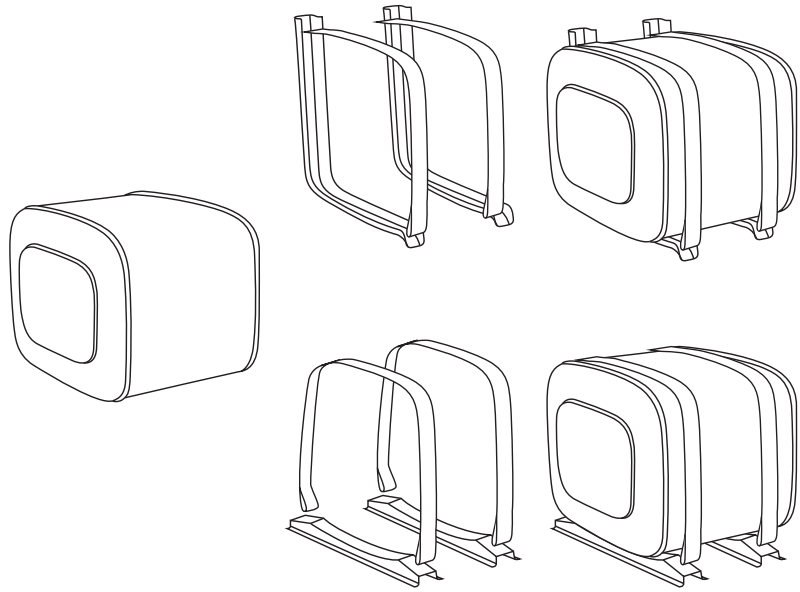
Product	[GAL]*	Features included	Filter Flange Code	Dimensions [in] Only tank L x H x W	Material	Product code NSOF = Primer Painted Steel	Mounting kit code 
36/26 MF	8	- Sight Level indicator 3 [in] - Suction connection 1" 1/4 NPT	135	14.4 x 14.2 x 10.2	F	-0030036US01	Included (welded)
	11			18.3 x 14.2 x 10.2	F	-0040046US01	
	13			22.3 x 14.2 x 10.2	F	-0050056US01	

\* Full tank capacity - Scan the qr code for level indicator capacity and technical features



Dual mounting kit

The same tank with saddlemount or upright installation just by changing the mounting kit



44/54 (sidewalls 17.6" H x 21.5" W)

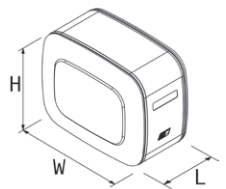
Mounting kit available:



Materials available:



Download tech. details



Product	[GAL]*	Features included	Filter Flange Code	Dimensions [in] Only tank L x H x W	Material	Product code NSOA= Aluminium NSOF = Primer Painted Steel NSOI = Stainless steel	Mounting kit code 	Mounting kit code 
44/54 DUAL	18	- Sight Level indicator 5 [in] - Suction connection 1" 1/2 NPT - Return connection 1" 1/4 NPT - Drainage 3/4" NPT	135	13.8 x 17.6 x 21.5	A / F / I	-0070035US00	AKMISLT44544N00	AKMISRC44544N00

\* Full tank capacity - Scan the qr code for level indicator capacity and technical features





## 50/64 (sidewalls 20" H x 25.1" W)

Dual



Download tech. details

Mounting kit available:



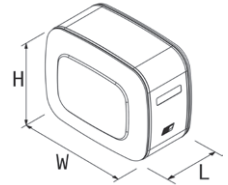
Materials available:







Aluminium

Primer painted steel  
RAL 9005

Stainless Steel



Product	[GAL]*	Features included	Filter Flange Code	Dimensions [in] Only tank L x H x W	Material	Product code NSOA= Aluminium NSOF = Primer Painted Steel NSOI = Stainless steel	Mounting kit code 	Mounting kit code 
50/64 DUAL	28	- Sight Level indicator 5 [in] - Suction connection 1" 1/2 NPT	135	15.7 x 20 x 25.1	A / F / I	-0100040US00		
	32	- Return connection 1" 1/4 NPT		17.7 x 20 x 25.1		-0120045US00		
	40	- Drainage 3/4" NPT		21.6 x 20 x 25.1		-0150055US00		

\* Full tank capacity - Scan the qr code for level indicator capacity and technical features



## 63/70 (sidewalls 25.1" H x 27.9" W)

Mounting kit available:



Materials available:



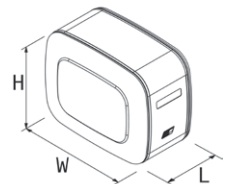
Aluminium





Primer painted steel  
RAL 9005

Stainless Steel



Download tech. details



Product	[GAL]*	Features included	Filter Flange Code	Dimensions [in] Only tank L x H x W	Material	Product code NSOA= Aluminium NSOF = Primer Painted Steel NSOI = Stainless steel	Mounting kit code 	Mounting kit code 		
63/70 DUAL	35	- Sight Level indicator 5 [in] - Suction connection 1" 1/2 NPT	135	13.7 x 25.1 x 27.9	A / F	-0135035US00				
	51	- Return connection 1" 1/4 NPT		19.7 x 25.1 x 27.9	A / F / I	-0200050US00				
	66	- Drainage 3/4" NPT		23.6 x 25.1 x 27.9	A / I	-0250060US00				
	80	- Sight Level indicator 5 [in] - Suction connection 2" NPT - Return connection 1" 1/4 NPT - Breather vent connection 3/4" NPT	195	28.9 x 25.1 x 27.9	A / I	-0300073US00			AKMISLT50645N00	AKMISRC50645N00
	106	- Sight Level indicator 5 [in] - Suction connection 2" NPT - Return connection 2" NPT - 2 x Breather vent connection 3/4" NPT		39.4 x 25.1 x 27.9	A / F / I	-0400100US00				

\* Full tank capacity - Scan the qr code for level indicator capacity and technical features

oil tanks



**TLINE 85/18** (sidewalls 33.5" H x 7.1" W)

Mounting kit available:

**UPRIGHT**

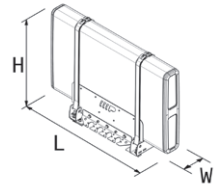
Materials available:

A

Aluminium



Download tech. details



Product	[GAL]*	Features included	Filter Flange Code	Dimensions [in] Only tank L x H x W	Material	Product code NSOA= Aluminium	Mounting kit code <b>UPRIGHT</b>
TLINE 85/18	39	- Sight Level indicator 5 [in] - 2x Suction connection 1" 1/2 NPT - Return connection 1" NPT on the sidewall - Air breather cap - Breather vent connection 1" - Breather vent (included in 47.5 and 52.8 [GAL] versions) - Lower suzie plate	135	42 x 33.5 x 7.1	A	-0150106US00	Rear mounting kit with vibration-damping clamps included (beam)
	47.5			49.8 x 33.5 x 7.1		-0180126US00	
	52.8			55.7 x 33.5 x 7.1		-0200141US00	

\* Full tank capacity - Scan the qr code for level indicator capacity and technical features



## 63/27 (sidewalls 25.1" H x 10.7" W)



Mounting kit available:

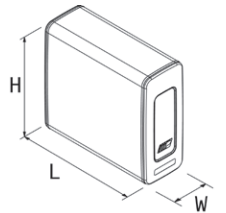
**UPRIGHT**

Materials available:

A	F
Aluminium	Primer painted steel RAL 9005



Download tech. details



Product	[GAL]*	Features included	Filter Flange Code	Dimensions [in] Only tank L x H x W	Material	Product code NSOA= Aluminium NSOF = Primer Painted Steel	Mounting kit code <b>UPRIGHT</b>
63/27	53	- Sight Level indicator 5 [in] - Suction connection 2" NPT	2 x 135	49.7 x 25.1 x 10.7	A / F	-0200126US10	AKMISRC63275N00
	66	- Breather vent connection 3/4" NPT	195	61.5 x 25.1 x 10.7		-0250156US10	

\* Full tank capacity - Scan the qr code for level indicator capacity and technical features

## 64/50 (sidewalls 25.1" H x 20" W)



Mounting kit available:

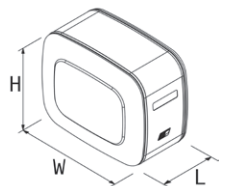
**UPRIGHT**

Materials available:

A	F
Aluminium	Primer painted steel RAL 9005



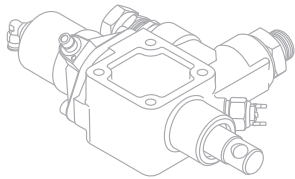
Download tech. details



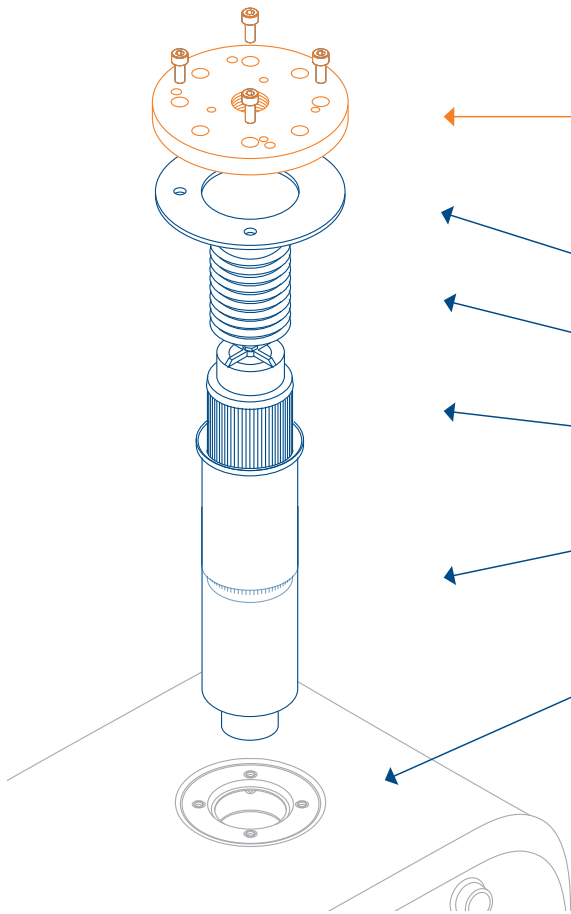
Product	[GAL]*	Features included	Filter Flange Code	Dimensions [in] Only tank L x H x W	Material	Product code NSOA= Aluminium NSOF = Primer Painted Steel	Mounting kit code <b>UPRIGHT</b>
64/50	75	- Sight Level indicator 5 [in] - Suction connection 3" NPT	135	39.4 x 25.1 x 20	A / F	-0285100US00	AKMISRC64505R00
	100	- Breather vent connection 3/4" NPT - NPT adaptor for suction connection 3" to 2" NPT	2 x 135	51.2 x 25.1 x 20	A / F	-0375130US00	

\* Full tank capacity - Scan the qr code for level indicator capacity and technical features

ACCESSORIES



Valve plate will be designed according to the tipping valve hole combination



Wide range of tipping valves (not included) compatible with Padoan Easy Kit

Screws for plate

\* Aluminium tipping valve mounting plate with multiple hole combinations for different tipping valves

Foam rubber gasket

Spiral spring

Filter element

Filter bowl with o-ring seal

Easy kit is compatible with Padoan multi function (MF) filter flange only



Download tech. details  
[https://www.padoan.us/documents/files/Padoan\\_NA\\_Accessories\\_Easy\\_Kit.pdf](https://www.padoan.us/documents/files/Padoan_NA_Accessories_Easy_Kit.pdf)

\* Immersed Return Filters for Easy Kit



Filter Flange	Flow rate gpm - l/min	Filtration mesh µm	Product code	Spare part Cartridge
135	33 gpm - 125 l/min	21 µm microfibre	AFO01MM090340F2	AFO0ELF205070F2

\* Customized valve plates are available on request according to your tipping valve hole combination



Download tech. details

[https://www.padoan.us/documents/files/Padoan\\_NA\\_OIL\\_Accessories.pdf](https://www.padoan.us/documents/files/Padoan_NA_OIL_Accessories.pdf)

## Air breather caps / Additional breather vent

	Products range	Description	Specifics	Product code	Spare part Cartridge
	26/36, 36/26, 44/54, 50/64, 63/70 and 64/50	Plastic air breather cap with air filter, fixing screws and antislash	Height 1.6 [in] 10 µm paper cartridge 370 gpm - 1400 l/min	ATP0PLSCAR0LI20	AFA0CARCILTOP20
	TLINE 85/18 and 63/27	Plastic air breather cap with air filter, fixing screws and antislash	Height 2.7 [in] 10 µm paper cartridge 475 gpm - 1800 l/min	ATP0PLSCAR0LI10	AFA0CARCILTOP10
	26/36, 36/26, 44/54, 50/64, 63/70 and 64/50	Metal air breather cap with air filter and fixing screws	Height 2.4 [in] 10 µm polyurethane cartridge 145 gpm - 550 l/min	ATPOCAR0LILCHFL	/
	63/70, 64/50 and 63/27	Additional breather vent 3/4" NPT	10 µm paper cartridge 132 gpm - 500 l/min	AFA0CARATT07500	AFA0ELFAIR07500
	TLINE 85/18	Additional breather vent 1" (already included in 47.5 and 52.8 [GAL] versions)	3 µm paper cartridge 475 gpm - 1800 l/min	AFA0CARATT10000	AFA0ELFAIR10000

# ACCESSORIES

## Semi-immersed return filters

For all tanks with filter flange 135, excluded 26/36 and 36/26.



Filter Flange	Flow rate gpm - l/min	Filtration mesh µm	Inlet connection	Product code	Spare part Cartridge
135	39 gpm - 150 l/min	10 µm microfibre	1" 1/4 NPT	AFO0SEM137125F1	AFO0ELF205070F1
	53 gpm - 200 l/min	21 µm microfibre	1" 1/4 NPT	AFO0SEM137125F2	AFO0ELF205070F2
	66 gpm - 250 l/min	60 µm wire mesh	1" 1/4 NPT	AFO0SEM137125RM	AFO0ELF205070RM

Only for 26/36 and 36/26 tanks.

135	33 gpm - 125 l/min	21 µm microfibre	1" NPT	AFO0SEM135101F2	AFO0ELF13007025
	39 gpm - 150 l/min	60 µm wire mesh	1" NPT	AFO0SEM135101ST	AFO0ELF128070BF

For all tanks with filter flange 195.



Filter Flange	Flow rate gpm - l/min	Filtration mesh µm	Inlet connection	Product code	Spare part Cartridge
195	63 gpm - 240 l/min	10 µm microfibre	1" 1/4 NPT	AFO0SEM196125F1	AFO0ELF211099F1
	66 gpm - 250 l/min	21 µm microfibre	1" 1/4 NPT	AFO0SEM196125F2	AFO0ELF211099F2
	79 gpm - 300 l/min	60 µm wire mesh	1" 1/4 NPT	AFO0SEM196125CL	AFO0ELF210100RM

## Immersed Easy Filter (return filters) - Adjustable filter head with 360° rotation

For all tanks with filter flange 135, excluded 26/36, 36/26 and TLIN 85/18.



Filter Flange	Flow rate gpm - l/min	Filtration mesh µm	Inlet connection	Product code	Spare part Cartridge
135	39 gpm - 150 l/min	10 µm microfibre	1" (NPT adaptor)	AFO0IMM134102F1	AFO0ELF205070F1
	48 gpm - 180 l/min	21 µm microfibre	1" (NPT adaptor)	AFO0IMM134102F2	AFO0ELF205070F2
	58 gpm - 220 l/min	60 µm wire mesh	1" (NPT adaptor)	AFO0IMM134102ST	AFO0ELF205070RM

Only for 26/36 and 36/26 tanks.


135	26 gpm - 100 l/min	10 µm microfibre	1" (NPT adaptor)	AFO0IMM134103F1	AFO0ELF142070F1
	33 gpm - 125 l/min	21 µm microfibre	1" (NPT adaptor)	AFO0IMM134103F2	AFO0ELF142070F2
	39 gpm - 150 l/min	60 µm wire mesh	1" (NPT adaptor)	AFO0IMM134103ST	AFO0ELF142070RM

## In-line filters




Flow rate gpm - l/min	Filtration mesh µm	Inlet connection	Product code	Spare part Cartridge
39 gpm - 150 l/min	25 µm microfibre	1" NPT	AFO0LNN000100F2	AFO0ELF177096F2
60 gpm - 230 l/min	60 µm wire mesh	1" NPT	AFO0LNN000100RM	AFO0ELF177096RM
45 gpm - 170 l/min	25 µm microfibre	1" 1/4 NPT	AFO0LNN000125F2	AFO0ELF177096RM
71 gpm - 270 l/min	60 µm wire mesh	1" 1/4 NPT	AFO0LNN000125RM	AFO0ELF177096RM

### Aluminum cover for 135 flange only with 1" NPT non-filtered return


	Products Range	Description	Specifics	Product Code
	Oil tanks	Non-filtered return	1" NPT return connection and pipe	ACFA1604FN10027

### Filter's clogging visual indicator


	Products Range	Description	Specifics	Product Code
	Oil tanks	Clogging visual indicator	R 1/8" - EN10226	AII0MPF195VSR42

## ONLY FOR TLINE 85/18

### Spacer with multi-hole layout (chassis adapter)

	Products Range	Description	Specifics	Product Code
	TLINE 85/18	Additional spacer / Fixing kit	Painted steel spacer 3.19 [in] to increase the distance from the chassis. Multiple hole layout for different positions	AKMFRFT85180NN0

### Suzie plate

	Products Range	Description	Specifics	Product Code
	TLINE 85/18	Upper suzie plae	Upper suzie plate fixing kit for connections (holes to be drilled according to installation requirements)	AKM0SPC851800N0



the #tankspecialist for USA and Canada

01 | 25



www.giampleronuggieri.it

