

SPECIALIST

Hydraulic tanks/reservoirs and accessories



brochure/catalogue

TANK

INDEX LIST BY CAPACITY

OIL TANKS
RESERVOIRS

[GAL] / TANK SIDEWALL	26/36	36/26	44/54	50/64	63/70	TLINE 85/18	63/27	64/50
8	page 7	page 7						
11	page 7							
13	page 7							
18			page 8					
28				page 9				
32				page 9				
35					page 9			
39						page 10		
40				page 9				
51					page 9			
52 (52.8)						page 10		
53							page 11	
66					page 9		page 11	
75								page 11
80					page 9			
100								page 11
106					page 9			

Family business since 1937, we are manufacturers of hydraulic oil tanks/reservoirs for trucks, work trucks, commercial vehicles and machinery.

We efficiently meet the needs of vehicles and equipment through effective designs that optimise fluid flow and cooling.

This maximises the performance of hydraulic equipment, whether it is vehicle-mounted, static or self-propelled.

Durability and toughness are excellent thanks to high-performance raw materials, robotic welding technology and 1:1 quality control employing vacuum technology for ultimate sealing.

The result is a tank that takes care of your system, your investment and your daily business.

We look forward to achieving your goals.
WETANKYOU since 1937.

www.padoan.us/documents/files/Padoan_NA_brochure.pdf



Download brochure

Standard and customized tanks

In this brochure Padoan presents the “N” tanks, the standard solutions available for our clients. Our R&D dept. is at your disposal to find the best solution to fit your needs with customized products. Feel free to contact us at info@padoan.us.

Go to our online configurator to find the best solution for you



www.padoan.us/configurator

Go to the virtual showroom




www.padoan.us/virtual-showroom

All rights reserved to Padoan srl. It is not allowed any kind of copy or use of information or pictures contained in this brochure.

Pictures and descriptions provided for our products are not to scale and are intended for illustrative purposes only.

Padoan is not responsible for any mistake or inaccuracy. The Company reserves the right to change the technical features of the products without prior notice.





PREMIUM QUALITY RAW MATERIAL FOR TOUGHNESS AND FINISH

Premium aluminum, steel and stainless steel to ensure strength and durability. Finish is a distinctive factor in which Padoan relies to enhance the vehicle and equipment. Details matter.



AUTOMATIZED WELDING PROCESS

For several years, our welding process has been carried out by automatized robots, combined with the adoption of MIG/MAG technology. This allows a better internal cleaning avoiding the contamination normally caused by manual or standard welding.




PAINTING PROCESS WITH PRIMER TREATMENT

The primer painted steel tanks are finished with an epoxy powder varnish (from 110 to 180 μ) to guarantee the protection from aggressive agents and primer is also applied for further protection. Our primer painted steel tanks have passed salt spray tests lasting 500 hours.



RELIABILITY TEST WITH CRACK TESTING MACHINE

All of our tanks components, including brackets and straps, are tested with our cracking vibration machine to verify the life expectancy and quality of our products.



QUALITY TEST 1:1 WITH LEAK DETECTOR

Every tank is tested through an automatized machinery to verify any microscopic loss using helium technology. Every tank is marked with a label to indicate it has been tested and approved.



MULTIFITTINGS SIDE INSTALLATION KIT

Our brackets are designed with a multipurpose fixing holes solution that grants a wide range of mounting combination on different chassis.



STAINLESS STEEL STRAPS AND CRADLE MOUNTING KIT

The correct positioning of the tanks is fundamental to guarantee a lasting application. This is the reason why we only use stainless steel straps which are resistant to the weather conditions and to rusting. Cradle mounting kits fasten the tank and prevent damage due to vibrations.



EPDM PROTECTION

The particular design allows to protect hands and materials from the cutting edge. The EPDM is installed on straps and brackets. This specific material, compared to PVC, maintains its features in a wider range of temperature (-45°, +150°).



INTERNAL CLEANING

On request, an innovative work station is available for the internal flushing of our aluminium and stainless steel tanks. This process is optional and represents an opportunity for companies who certify their equipment as, after this process, a declaration of conformity to the ISO16232 cleaning standards is issued by Padoan.



EXTERNAL FINISHING

We take care of the finishing of each tank. To emphasize the quality of processes and materials a manual cleaning is carried out by our team.



PRODUCT IDENTIFICATION WITH DISTINCTIVE LABEL

Each tank is identified through a serial number. This individual "identity card" allows the traceability through the whole production chain and simplifies the communication between the customer and the supplier, for any needs.



INSTRUCTIONS FOR ANY INSTALLATION KIT

All tanks and kits are supplied with instructions, to give the installers all the necessary key-points to save time and ease the assembly process.



PROTECTIVE SHELLS AND HIGH RESISTANCE CARDBOARD

No additional costs for the high-quality protection guaranteed by shells tailored for each type of sidewall sizing and by the high resistance cardboard.



PROMPT DELIVERY

Quality and efficiency are part of our vision, managed also with a wide range of tanks and accessories to ensure a prompt delivery to our clients. Delivery terms are agreed with customer requirements.

hydraulic tanks/reservoirs



Sealed metal cap is removable for optional filter installation




Metal air breather cap



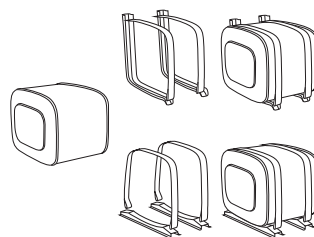
Sight temperature gauge



NPT drainage and oil suction connections



NPT breather vent/cap connection



Dual mounting kit
The same tank with saddle mount or upright installation just by changing the mounting kit

Dual

26/36 (sidewalls 10.2" H x 14.2" W)



Mounting kit available:

SADDLE MOUNT

Materials available:

A

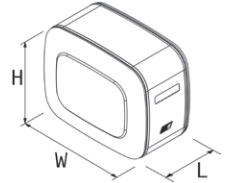
Aluminium

F

Primer painted steel
RAL 9005



Download tech. details



Product	[GAL]*	Features included	Filter Flange Code	Dimensions [in] Only tank L x H x W	Material	Product code NSQA= Aluminium NSOF = Primer Painted Steel	Mounting kit code SADDLE MOUNT	Mounting kit code UPRIGHT
26/36 MF	11	- Sight Level indicator 3 [in] - Suction connection 1" 1/4 NPT	135	18.3 x 10.2 x 14.2	A	-0040046US00	AKMISLT26364NNO	
	13			22.3 x 10.2 x 14.2	A	-0050056US00		
	8			14.4 x 10.2 x 14.2	F	-0030036US00	Included (welded)	/
	11			18.3 x 10.2 x 14.2	F	-0040046US00		
	13			22.3 x 10.2 x 14.2	F	-0050056US00		

* Full tank capacity - Scan the qr code for level indicator capacity and technical features

36/26 (sidewalls 14.2" H x 10.2" W)



Mounting kit available:

UPRIGHT

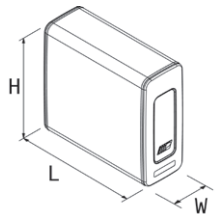
Materials available:

F

Primer painted steel
RAL 9005



Download tech. details



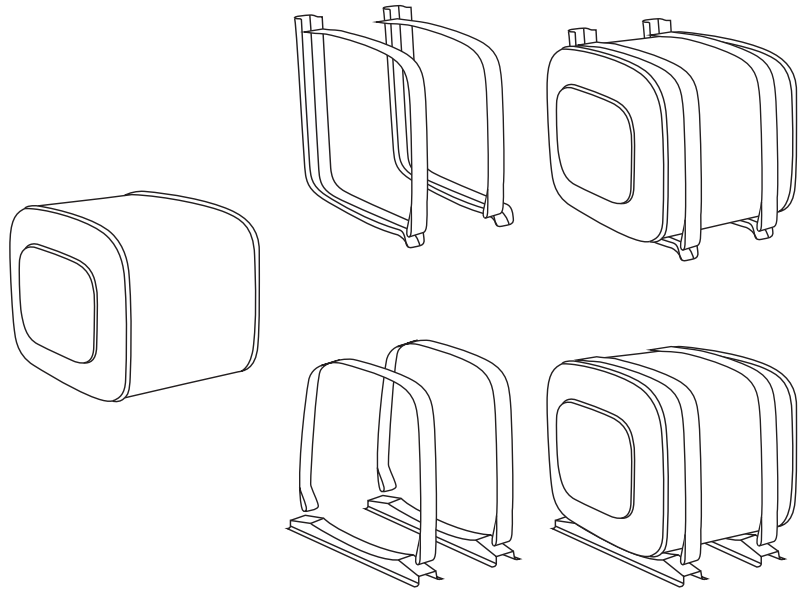
Product	[GAL]*	Features included	Filter Flange Code	Dimensions [in] Only tank L x H x W	Material	Product code NSOF = Primer Painted Steel	Mounting kit code SADDLE MOUNT	Mounting kit code UPRIGHT
36/26 MF	8	- Sight Level indicator 3 [in] - Suction connection 1" 1/4 NPT	135	14.4 x 14.2 x 10.2	F	-0030036US01		
	11			18.3 x 14.2 x 10.2	F	-0040046US01		
	13			22.3 x 14.2 x 10.2	F	-0050056US01	/	Included (welded)

* Full tank capacity - Scan the qr code for level indicator capacity and technical features



Dual mounting kit

The same tank with saddlemount or upright installation just by changing the mounting kit



44/54 (sidewalls 17.6" H x 21.5" W)

Mounting kit available:



Materials available:



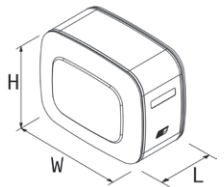
Aluminium

Primer painted steel RAL 9005

Stainless Steel



Download tech. details



Product	[GAL]*	Features included	Filter Flange Code	Dimensions [in] Only tank L x H x W	Material	Product code NSOA= Aluminium NSOF = Primer Painted Steel NSOI = Stainless steel	Mounting kit code	Mounting kit code
44/54 DUAL	18	- Sight Level indicator 5 [in] - Suction connection 1" 1/2 NPT - Return connection 1" 1/4 NPT - Drainage 3/4" NPT	135	13.8 x 17.6 x 21.5	A / F / I	-0070035US00	AKMISLT44544N00	AKMISRC44544N00

* Full tank capacity - Scan the qr code for level indicator capacity and technical features



50/64 (sidewalls 20" H x 25.1" W)

Dual



Download tech. details

Mounting kit available:



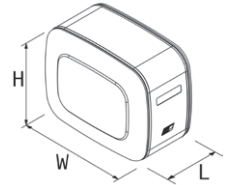
Materials available:



Aluminium

Primer painted steel
RAL 9005

Stainless Steel



Product	[GAL]*	Features included	Filter Flange Code	Dimensions [in] Only tank L x H x W	Material	Product code NSOA= Aluminium NSOF = Primer Painted Steel NSOI = Stainless steel	Mounting kit code 	Mounting kit code
50/64 DUAL	28	- Sight Level indicator 5 [in] - Suction connection 1" 1/2 NPT	135	15.7 x 20 x 25.1	A / F / I	-0100040US00	AKMISLT50645N00	AKMISRC50645N00
	32	- Return connection 1" 1/4 NPT		17.7 x 20 x 25.1		-0120045US00		
	40	- Drainage 3/4" NPT		21.6 x 20 x 25.1		-0150055US00		

* Full tank capacity - Scan the qr code for level indicator capacity and technical features



63/70 (sidewalls 25.1" H x 27.9" W)

Mounting kit available:



Materials available:



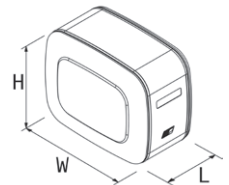
Aluminium

Primer painted steel
RAL 9005

Stainless Steel



Download tech. details



Product	[GAL]*	Features included	Filter Flange Code	Dimensions [in] Only tank L x H x W	Material	Product code NSOA= Aluminium NSOF = Primer Painted Steel NSOI = Stainless steel	Mounting kit code 	Mounting kit code
63/70 DUAL	35	- Sight Level indicator 5 [in] - Suction connection 1" 1/2 NPT - Return connection 1" 1/4 NPT - Drainage 3/4" NPT	135	13.7 x 25.1 x 27.9	A / F	-0135035US00	AKMISLT63705N00	AKMISRC63705N00
	51	- Sight Level indicator 5 [in] - Suction connection 2" NPT - Return connection 1" 1/4 NPT - Drainage 3/4" NPT		19.7 x 25.1 x 27.9	A / F / I	-0200050US00		
	66	- Sight Level indicator 5 [in] - Suction connection 2" NPT - Return connection 1" 1/4 NPT - Drainage 3/4" NPT	195	23.6 x 25.1 x 27.9	A / I	-0250060US00		
	80	- Sight Level indicator 5 [in] - Suction connection 2" NPT - Return connection 1" 1/4 NPT - Breather vent connection 3/4" NPT		28.9 x 25.1 x 27.9	A / I	-0300073US00		
	106	- Sight Level indicator 5 [in] - Suction connection 2" NPT - Return connection 2" NPT - 2x Breather vent connection 3/4" NPT - Drainage 3/4" NPT		39.4 x 25.1 x 27.9	A / F / I	-0400100US00		

* Full tank capacity - Scan the qr code for level indicator capacity and technical features

oil tanks



TLINE 85/18 (sidewalls 33.5" H x 7.1" W)

Mounting kit available:



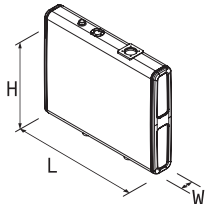
Materials available:




Aluminium



Download tech. details



Product	[GAL]*	Features included	Filter Flange Code	Dimensions [in] Only tank L x H x W	Material	Product code NSOA= Aluminium	Mounting kit code 
TLINE 85/18	39	- Sight Level indicator 5 [in] - 2x Suction connection 1" 1/2 NPT - Return connection 1" NPT on the sidewall	135	42 x 33.5 x 7.1	A	-0150106US10	Shock absorber mounting kit included
	52.8	- Air breather cap - Breather vent connection 1" - Breather vent (included in 52.8 [GAL] version) - Drainage 3/4" NPT		55.7 x 33.5 x 7.1		-0200141US10	

* Full tank capacity - Scan the qr code for level indicator capacity and technical features





63/27 (sidewalls 25.1" H x 10.7" W)

Mounting kit available:

UPRIGHT

Materials available:

A

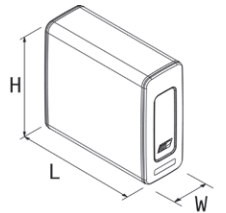
Aluminium

F

Primer painted steel
RAL 9005



Download tech. details



Product	[GAL]*	Features included	Filter Flange Code	Dimensions [in] Only tank L x H x W	Material	Product code NSOA= Aluminium NSOF = Primer Painted Steel	Mounting kit code UPRIGHT
63/27	53	- Sight Level indicator 5 [in] - 2x suction connection 2" NPT - Breather vent connection 3/4" NPT	2 x 135	49.7 x 25.1 x 10.7	A / F	-0200126US10	AKMISRC63275N00
	66		195	61.5 x 25.1 x 10.7		-0250156US10	

* Full tank capacity - Scan the qr code for level indicator capacity and technical features

Product images are for illustrative purposes only and might be different according to the actual product, accessories and mounting kit version



64/50 (sidewalls 25.1" H x 20" W)

Mounting kit available:

SADDLE MOUNT

UPRIGHT

Materials available:

A

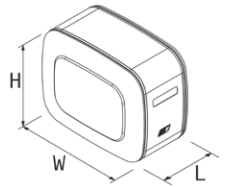
Aluminium

F

Primer painted steel
RAL 9005



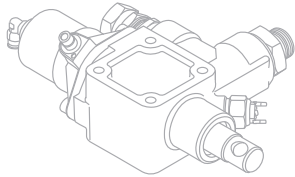
Download tech. details



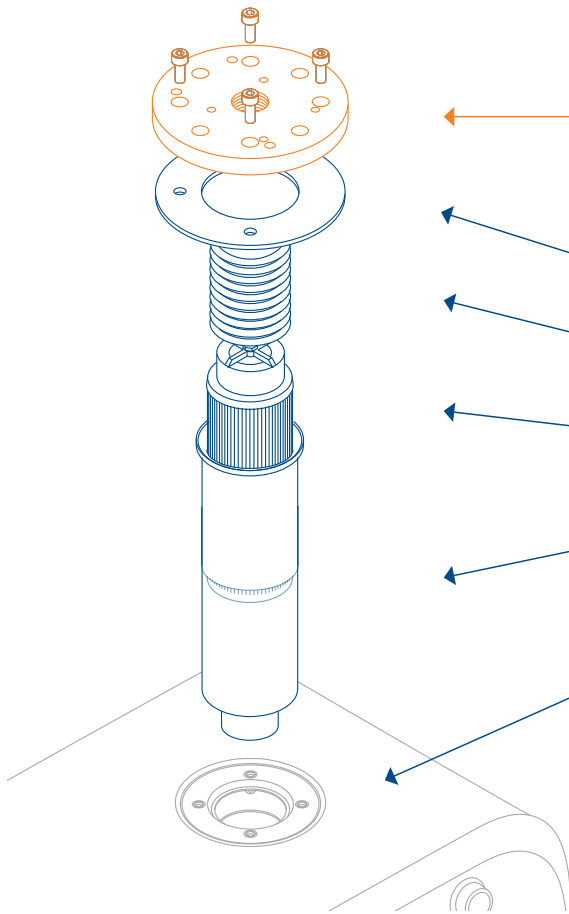
Product	[GAL]*	Features included	Filter Flange Code	Dimensions [in] Only tank L x H x W	Material	Product code NSOA= Aluminium NSOF = Primer Painted Steel	Mounting kit code UPRIGHT
64/50	75	- Sight Level indicator 5 [in] - Suction connection 3" NPT - 2x breather vent connection 3/4" NPT	135	39.4 x 25.1 x 20	A / F	-0285100US00	AKMISRC64505RU0
	100	- NPT adaptor for suction connection 3" to 2" NPT - Drainage 3/4" NPT	2 x 135	51.2 x 25.1 x 20		-0375130US00	

* Full tank capacity - Scan the qr code for level indicator capacity and technical features

ACCESSORIES



Valve plate will be designed according to the tipping valve hole combination



Wide range of tipping valves (not included) compatible with Padoan Easy Kit

Screws for plate

* Aluminium tipping valve mounting plate with multiple hole combinations for different tipping valves

Foam rubber gasket

Spiral spring

Filter element

Filter bowl with o-ring seal

Easy kit is compatible with Padoan multi function (MF) filter flange only

Download tech. details



Download tech. details

https://www.padoan.us/documents/files/Padoan_NA_Accessories_Easy_Kit.pdf

* Immersed Return Filters for Easy Kit



Filter Flange	Flow rate gpm - l/min	Filtration mesh µm	Product code	Spare part Cartridge
135	33 gpm - 125 l/min	21 µm microfibre	AFO0IMM090340F2	AFO0ELF205070F2

* Customized valve plates are available on request according to your tipping valve hole combination



Download tech. details

https://www.padoan.us/documents/files/Padoan_NA_OIL_Accessories.pdf

Air breather caps / Additional breather vent


	Products range	Description	Specifics	Product code	Spare part Cartridge
	26/36, 36/26, 44/54, 50/64, 63/70 and 64/50	Plastic air breather cap with air filter, fixing screws and antisplash	Height 1.6 [in] 10 µm paper cartridge 370 gpm - 1400 l/min	ATP0PLSCAR0LI20	AFA0CARCILT0P20
	TLINE 85/18 and 63/27	Plastic air breather cap with air filter, fixing screws and antisplash	Height 2.7 [in] 10 µm paper cartridge 475 gpm - 1800 l/min	ATP0PLSCAR0LI10	AFA0CARCILT0P10
	26/36, 36/26, 44/54, 50/64, 63/70 and 64/50	Metal air breather cap with air filter and fixing screws	Height 2.4 [in] 10 µm polyurethane cartridge 145 gpm - 550 l/min	ATPOCAR0LILCHFL	/
	63/70, 64/50 and 63/27	Additional breather vent 3/4" NPT	10 µm paper cartridge 132 gpm - 500 l/min	AFA0CARATT07500	AFA0ELFAIR07500
	TLINE 85/18	Additional breather vent 1" (already included in 52.8 [GAL] version)	3 µm paper cartridge 475 gpm - 1800 l/min	AFA0CARATT10000	AFA0ELFAIR10000

Product images are for illustrative purposes only and might be different according to the actual product, accessories and mounting kit version

ACCESSORIES

Semi-immersed Return filter


For all tanks with filter flange 135, excluded 26/36 and 36/26.

	Filter Flange	Flow rate gpm - l/min	Filtration mesh µm	Inlet connection	Product code	Spare part Cartridge
	135	39 gpm - 150 l/min	10 µm microfibre	1" 1/4 NPT	AFO0SEM137125F1	AFO0ELF205070F1
		53 gpm - 200 l/min	21 µm microfibre	1" 1/4 NPT	AFO0SEM137125F2	AFO0ELF205070F2
		66 gpm - 250 l/min	60 µm wire mesh	1" 1/4 NPT	AFO0SEM137125RM	AFO0ELF205070RM
		60 gpm - 230 l/min	10µm resin impregnate paper	1" ¼ NPT	AFO0SEM137126C1	AFO0ELF205070C1

Only for 26/36 and 36/26 tanks.


135	33 gpm - 125 l/min	21 µm microfibre	1" NPT	AFO0SEM135101F2	AFO0ELF13007025
	39 gpm - 150 l/min	60 µm wire mesh	1" NPT	AFO0SEM135101ST	AFO0ELF128070BF

For all tanks with filter flange 195.

	Filter Flange	Flow rate gpm - l/min	Filtration mesh µm	Inlet connection	Product code	Spare part Cartridge
	195	63 gpm - 240 l/min	10 µm microfibre	1" 1/4 NPT	AFO0SEM196125F1	AFO0ELF211099F1
		66 gpm - 250 l/min	21 µm microfibre	1" 1/4 NPT	AFO0SEM196125F2	AFO0ELF211099F2
		79 gpm - 300 l/min	60 µm wire mesh	1" 1/4 NPT	AFO0SEM196125CL	AFO0ELF210100RM

Immersed Easy Filter (return filter) - Adjustable filter head with 360° rotation


For all tanks with filter flange 135, excluded 26/36, 36/26 and TLINE 85/18.

	Filter Flange	Flow rate gpm - l/min	Filtration mesh µm	Inlet connection	Product code	Spare part Cartridge
	135	39 gpm - 150 l/min	10 µm microfibre	1" (NPT adaptor)	AFO0IMM134102F1	AFO0ELF205070F1
		48 gpm - 180 l/min	21 µm microfibre	1" (NPT adaptor)	AFO0IMM134102F2	AFO0ELF205070F2
		58 gpm - 220 l/min	60 µm wire mesh	1" (NPT adaptor)	AFO0IMM134102ST	AFO0ELF205070RM


Only for 26/36 and 36/26 tanks.

135	26 gpm - 100 l/min	10 µm microfibre	1" (NPT adaptor)	AFO0IMM134103F1	AFO0ELF142070F1
	33 gpm - 125 l/min	21 µm microfibre	1" (NPT adaptor)	AFO0IMM134103F2	AFO0ELF142070F2
	39 gpm - 150 l/min	60 µm wire mesh	1" (NPT adaptor)	AFO0IMM134103ST	AFO0ELF142070RM


In-line filters

	Flow rate gpm - l/min	Filtration mesh µm	Inlet connection	Product code	Spare part Cartridge
	39 gpm - 150 l/min	25 µm microfibre	1" NPT	AFO0LNN000100F2	AFO0ELF177096F2
	60 gpm - 230 l/min	60 µm wire mesh	1" 1/4 NPT	AFO0LNN000100RM	AFO0ELF177096RM
	45 gpm - 170 l/min	25 µm microfibre	1" NPT	AFO0LNN000125F2	AFO0ELF177096RM
	71 gpm - 270 l/min	60 µm wire mesh	1" 1/4 NPT	AFO0LNN000125RM	AFO0ELF177096RM

Aluminum cover for 135 flange only with 1" NPT non-filtered return


	Products Range	Description	Specifics	Product Code
	Oil tanks	Non-filtered return	1" NPT return connection and pipe	ACFA1604FN10027

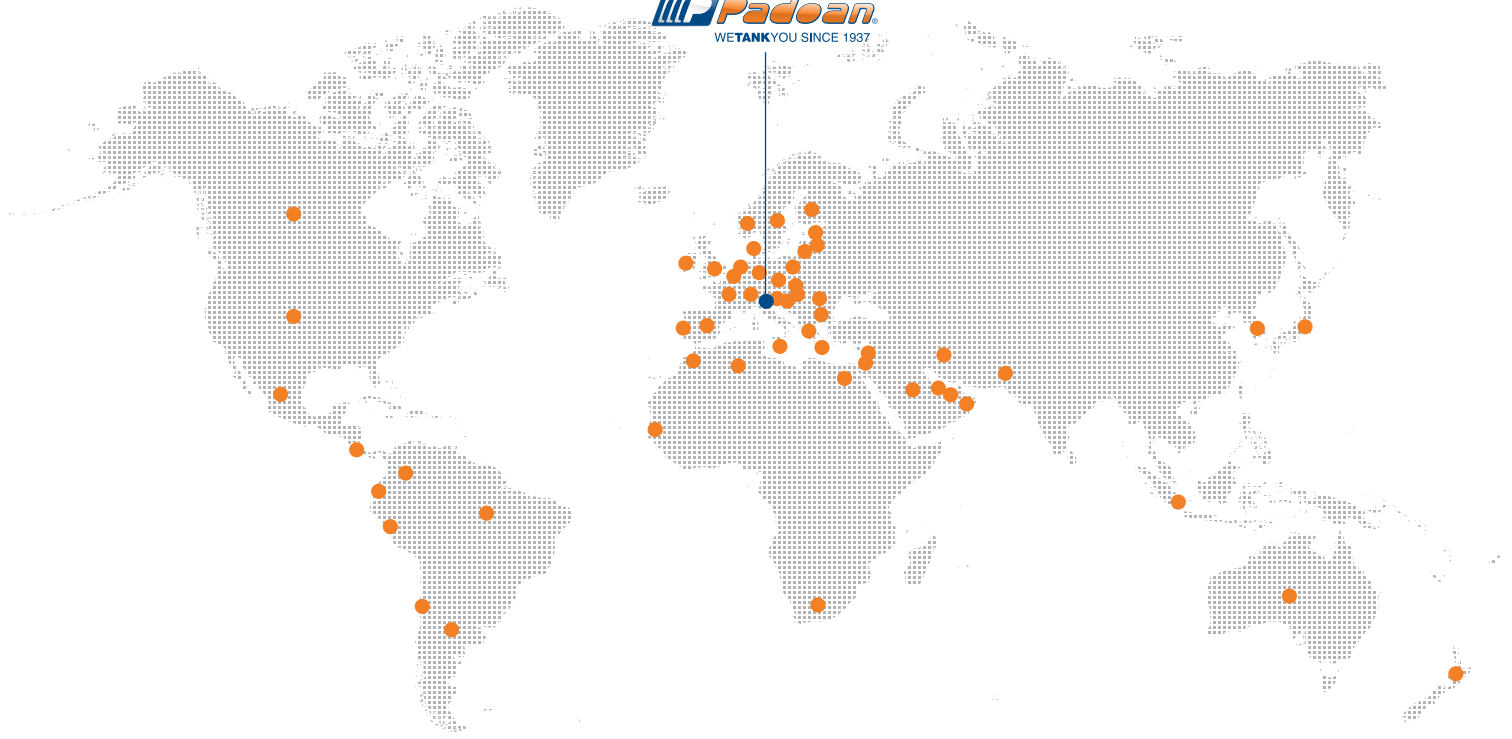
Filter's clogging visual indicator

	Products Range	Description	Specifics	Product Code
	Oil tanks	Clogging visual indicator	R 1/8" - EN10226	AII0MPF195VSR42

ONLY FOR TLINE 85/18

Suzie bracket

	Products Range	Description	Specifics	Product Code
	Tline 85/18	Lower suzie bracket 6x electrical sockets, 1x Duomatic, 2x air	/	AKA0SPC851800N1



the #tankspecialist for USA and Canada

01 | 26



www.giampleronuggieri.it



#tankspecialist
#tanktribe
#wetankyou